

1 Pupil _____ Class _____ Date _____
 Teacher _____ Language Assistant _____

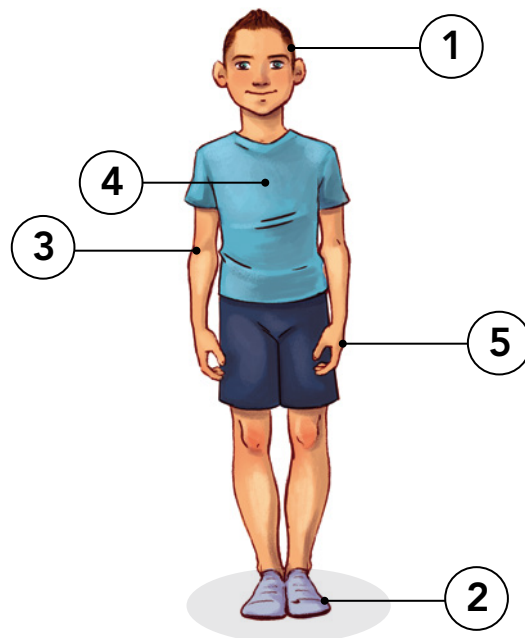
MA 1B

1 Find the words.

A _ _ _ _	A W E R W R I S T E	K _ _ _
	V H I P H O L H U L	
	N C R G O T A L O V	
E _ _ _ _	I B E V T Y N A R G	H _ _
	F T L R A Q K N E E	
	O Z B L O V L H A U	
SH _ _ _ _ _	S H O U L D E R V T	W _ _ _ _
	Q R W A L H A X O Y	

2 Is the label correct? Write yes (Y) or no (N).

1 head	<input type="checkbox"/>
2 abdomen	<input type="checkbox"/>
3 leg	<input type="checkbox"/>
4 chest	<input type="checkbox"/>
5 hand	<input type="checkbox"/>



3 Is the sentence correct? Tick (✓) yes or cross (X) no.

- 1 All the bones in our body are called a skeleton.
- 2 Our skeleton helps us bend and turn.
- 3 Bones help us bend.
- 4 Bones are hard and rigid.
- 5 Joints are where bones connect.

1 Pupil _____ Class _____ Date _____
 Teacher _____ Language Assistant _____

MA 2B

1 Match the bones to the parts of our body.

ribs

femur

spine (or backbone)

skull

humerus

back

head

chest

leg

arm

2 Find the names of muscles in the word snake.

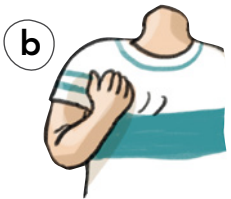
pectoral muscles biceps triceps gluteal muscles calf muscles abdominal muscles

There are muscles.

3 Circle the correct words to complete the sentences.

- 1 Our muscles are **stretchy** / **hard and rigid** like elastic.
- 2 **Triceps** / **Calf muscles** are in our legs.
- 3 The **radius** / **biceps** are muscles.
- 4 Pectoral muscles are in our **legs** / **trunk**.

4 Circle the person using their abdominal muscles.



1

Pupil _____

Class _____

Date _____

Teacher _____

Language Assistant _____



Regular plurals

We add "s" to the end of the word to make regular plurals.



1 dog



2 dogs



1 hand



2 hands



1 apple



2 apples

Irregular plurals

The ending to irregular plurals are all different - we have to learn them!



foot



feet

1 Match.



fish



feet



children



sheep



leaves



mice



foot



sheep



fish



leaf



mouse



child



2 Circle the irregular plurals.

lions

feet

apples

leaves

sheep

hands

mice

children

fish

books

1

Pupil _____

Class _____

Date _____

Teacher _____

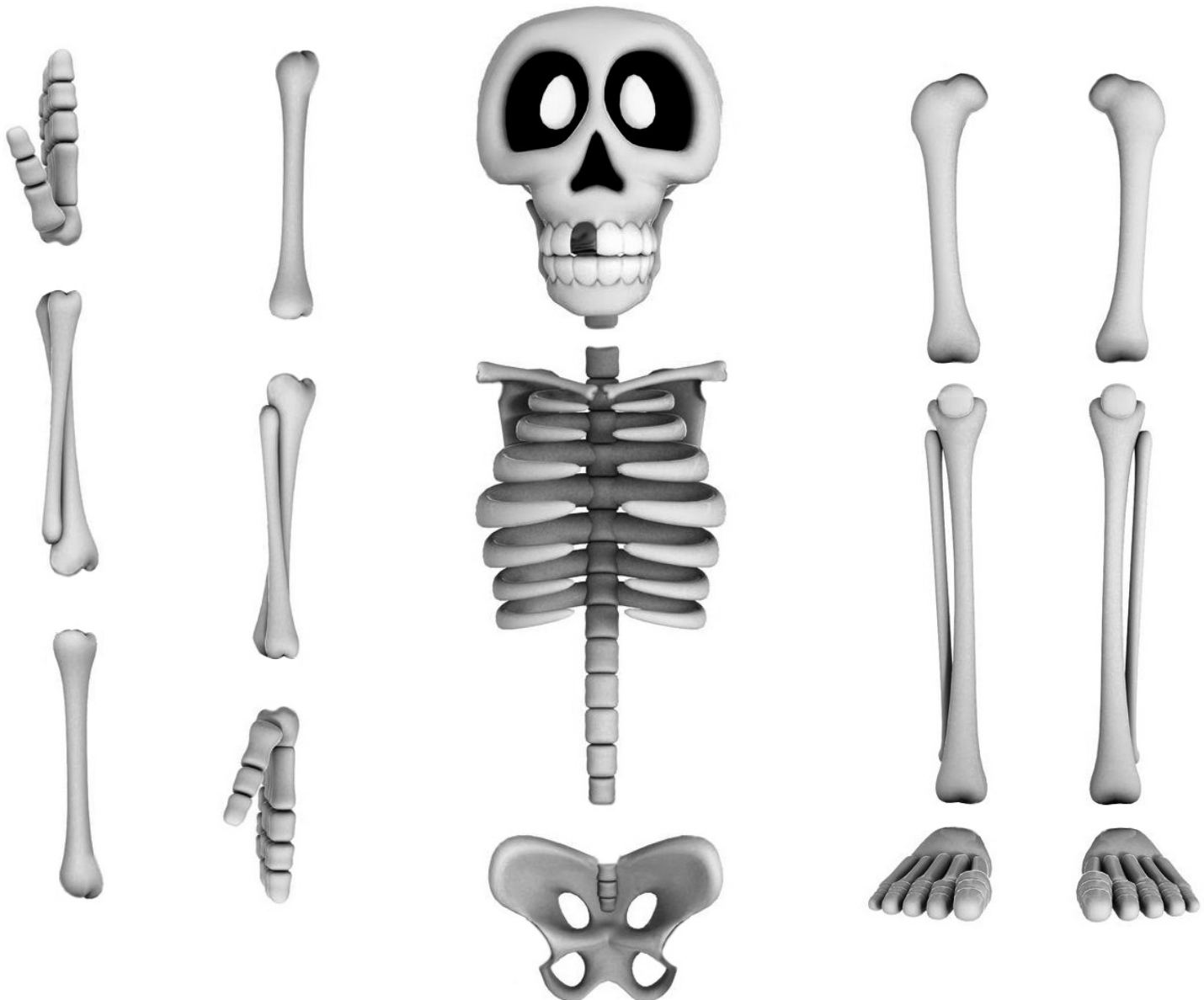
Language Assistant _____



Make a skeleton puppet

Materials

- skeleton parts
- scissors
- split pin paper fasteners



Instructions

Step 1 Colour the skeleton parts.

Step 2 Cut them out.

Step 3 Put the parts together using the pins.

